

Est. 1991

DESIGNSUPPLY 
supporting creativity



imagePROGRAF TX SERIES


A GUIDE TO MULTI-FUNCTION ROLL SYSTEM

Canon

TX Series

imagePROGRAF TX SERIES MULTI-PURPOSE PRINTERS DELIVER EXCEPTIONAL LEVELS OF QUALITY AND EFFICIENCY IN RESPONSE TO CUSTOMER DEMANDS.

An optional dual roll system is available for each model in the range, with the lower unit equipped with a multi-function roll device which can be used either for roll feeding or as a media take-up unit - two functions on a single printer, to maximise productivity.



MAXIMISE PRODUCTIVITY WITH DUAL ROLL FEEDING

All models in the imagePROGRAF TX Series (24", 36", 44") can be expanded with two rolls up to 170 mm in diameter.

This enables printing from two rolls of the same type, perfect for the high-volume continuous printing required by architectural and design offices, manufacturers and other busy environments.

The take-up unit on the lower unit can also be used for unattended large-format printing, from a roll in the upper unit and take-up by the lower unit. This maximises productivity on high-volume output that is not immediately cut, even allowing printing to continue overnight.




MULTIFUNCTION ROLL SYSTEM

Promote more efficient printing operations



THE LOWER STAGE CAN ALSO BE USED FOR EASILY OPERATED WINDING DEVICES

- Can be used as is in the post-winding process
- Streamlines workflow



SWITCH MEDIA TYPES EASILY

Alternatively, the dual roll system allows quick and easy switching between two different media types or sizes, meeting various in-house printing needs.

This can help plan efficient production, streamline workflows and gives users more time away from the printer.


It can also enable businesses to complete work in house that may normally be outsourced, without the outlay of an additional printer.



KEEP PRINTOUTS PRISTINE

The multi-function roll system supports bidirectional rewinding. Users can choose to rewind the printed material with the printed surface on the inside - helping to prevent it from becoming scratched or dirty - or rewind with the printed surface on the outside.

The imagePROGRAF TX Series also uses rewinding torque control, which helps to prevent deflection and wrinkling of output when rewinding, even on thin or low-strength paper, without the need for a 'weight roll'.



EASY HANDLING AND REWINDING IN FEWER STEPS

Formerly, rewinding printed materials for the next stage in the workflow was a lengthy process.

On the imagePROGRAF TX Series, rewinding is integrated with the printing operation, with automatic detection of the end of the printed paper stopping the rewinding operation.

The rewound roll is ready to be delivered to the next processing step with the printed surface on the most suitable side, for instance lamination (printed surface on the outside) or cutting (inside).



Est. 1991
DESIGNSUPPLY 
supporting creativity

E | sales@designsupply.com
T | 020 7842 1555 **W** | www.designsupply.com
Unit 2, Green Lane Business Centre, New Eltham, London, SE9 3TL

Canon **Inc.**
Canon.com

English Edition
© Canon Europa N.V. 2021

Canon